Project Acronym:	**VICINITY**
Project Full Title:	**Open virtual neighbourhood network to connect intelligent buildings and smart objects**
Grant Agreement:	**688467**
Project Duration:	**48 months (01/01/2016 - 31/12/2019)**

Deliverable D9.10

Report on Dissemination Activities, Public Participation and Awareness, year 3

Work Package:	**WP9-Dissemination of Results & Exploitation**
Task(s):	**T9.3 VICINITY Dissemination Activities**
Lead Beneficiary:	**AAU**
Due Date:	**31/12/2018**
Submission Date:	**31/12/2018**
Deliverable Status:	**Final**
Deliverable Type:	**R**
Dissemination Level:	**PU**
File Name:	**VICINITY_Report on Dissemination Activities, Public Participation and Awareness, year 3_v1.0.docx**

This project has received funding from the European Union's Horizon 2020 Research and innovation programme under Grant Agreement n°688467

VICINITY Consortium

No	Beneficiary		Country
1.	TU Kaiserslautern (Coordinator)	UNIKL	Germany
2.	ATOS SPAIN SA	ATOS	Spain
3.	Centre for Research and Technology Hellas	CERTH	Greece
4.	Aalborg University	AAU	Denmark
5.	GORENJE GOSPODINJSKI APARATI D.D.	GRN	Slovenia
6.	Hellenic Telecommunications Organization S.A.	OTE	Greece
7.	bAvenir s.r.o.	BVR	Slovakia
8.	Climate Associates Ltd	CAL	United Kingdom
9.	InterSoft A.S.	IS	Slovakia
10.	Universidad Politécnica de Madrid	UPM	Spain
11.	Gnomon Informatics S.A.	GNOMON	Greece
12.	Tiny Mesh AS	TINYM	Norway
13.	HAFENSTROM AS	HITS	Norway
14.	Enercoutim – Associação Empresarial de Energia Solar de Alcoutim	ENERC	Portugal
15.	Municipality of Pylaia-Hortiatis	MPH	Greece

[1] ***Deliverable Type:***
R: Document, report (excluding the periodic and final reports)
DEM: Demonstrator, pilot, prototype, plan designs
DEC: Websites, patents filing, press & media actions, videos, etc.
OTHER: Software, technical diagram, etc.

[2] ***Dissemination level:***
PU: Public, fully open, e.g. web
CO: Confidential, restricted under conditions set out in Model Grant Agreement
CI: Classified, information as referred to in Commission Decision 2001/844/EC.

Authors List

Leading Author (Editor)				
Surname		**First Name**	**Beneficiary**	**Contact email**
Vasquez		Juan C.	AAU	juq@et.aau.dk
Co-authors (in alphabetic order)				
No	**Surname**	**First Name**	**Beneficiary**	**Contact email**
1.	Feng	Wei	AAU	wfe@et.aau.dk
2.	Guan	Yajuan	AAU	ygu@et.aau.dk
3.	Guerrero	Josep M.	AAU	joz@et.aau.dk
4.	Hovstø	Asbjørn	HITS	hovsto@online.no
5.	Perea Escribano	Carmen	ATOS	carmen.perea@atos.net
6.	Sveen	Flemming	HITS	flsveen@online.no
7.	Theologou	Natalia	CERTH	nataliath@iti.gr

Reviewers List

List of Reviewers (in alphabetic order)				
No	**Surname**	**First Name**	**Beneficiary**	**Contact email**
1.	Perea	Carmen	ATOS	carmen.perea@atos.net
2.	Ananika	Alexandra	MPH	a.ananika@pilea-hortiatis.gr
3.	Dickerson	Keith	CAL	keith.dickerson@mac.com

Revision Control

Version	Date	Status	Modifications made by
0.1	21 Nov 2018	Initial Draft	Vásquez (AAU), Feng (AAU), Guan (AAU), Guerrero (AAU)
0.7	4 Dec 2018	First Draft formatted includes feedbacks from WP 9 contributors	Vásquez (AAU), Feng (AAU), Guan (AAU) Carmen (ATOS), Theologou (CERTH)
0.8	7 Dec 2018	Second Draft formatted includes feedbacks from WP 9 contributors	Vásquez (AAU), Feng (AAU), Guan (AAU), Hovstø (HITS), Sveen (HITS)
0.81	8 Dec 2018	Third Draft formatted includes feedbacks from WP 9 contributors	Vásquez (AAU), Feng (AAU), Guan (AAU)
0.82	9 Dec 2018	First Final Draft to be sent for review	Vásquez (AAU), Feng (AAU), Guan (AAU)
0.9	28 Dec 2018	Final Draft reviewed	Vásquez (AAU), Feng (AAU), Guan (AAU)
1.0	31 Dec 2018	Submission to the EC	Zivkovic (UNIKL)

Executive Summary

The presented document is deliverable "D9.10 – Report on Dissemination Activities, Public Participation and Awareness (year 3)" of the VICINITY project (Grant Agreement No.: 688467), funded by the European Commission's Directorate-General for Research and Innovation (DG RTD), under its Horizon 2020 Research and Innovation Programme (H2020). The deliverable is the outcome of the task *T9.3 VICINITY Dissemination Activities* developed in *Work Package 9 Dissemination of Results & Exploitation*.

The objective of the deliverable is to summarize the outcomes and results of the work on dissemination activities in 2018, which are conducted to guarantee the high visibility and accessibility of the project and its results.

The dissemination activities, public participation, scientific and technical publications, open calls, newsletters, project demonstrations, project social media channels and the impact of these dissemination activities are first summarized and analyzed in *D9.8 Report on Dissemination Activities, Public Participation and Awareness, year 1, M12.* It has been updated and adjusted as the project progresses.

Table of Contents

List of Tables

List of Figures

List of Definitions & Abbreviations

Abbreviation	Definition
BSI	British Standards Institute
EC	European Commission
EnSo	Energy for Smart Objects
EU	European Union
FAQ	Frequently Asked Questions
IEEE	Institute of Electrical and Electronic Engineers
OASC	Open & Agile Smart Cities
P2P	Peer to Peer
SAB	Stakeholder Advisory Board
WP	Work Package

1. Introduction

The deliverable presents the achievements and feedbacks of VICINITY related dissemination activities, public participation, and awareness. It includes:

- Coordinate the dissemination activities of project results to the international scientific and technical community as well as to the addressed VICINITY stakeholders;
- Promotion of the project during events (conferences, workshops, open calls, webinars, etc.);
- Paper submission to national and international conferences, workshops, journals;
- Project demonstrations;
- Preparation of pre-commercial and commercial Flyers and technical Newsletter to potential industrial and scientific users;
- Presenting the key outcomes and the progressions received during these activities;
- Providing useful input for further adopting and updating the project planning toward better meeting stakeholders' needs.
- Improving the visibility of the VICINITY project outcomes.

1.1. Context within VICINITY

Error! Reference source not found. gives an overview of the context of D9.10 within VICINITY. D9.10 summarize the outcomes of dissemination activities, public participation, and awareness. Also, it reflects a reaction of VICINITY dissemination and communication plan for 2018.

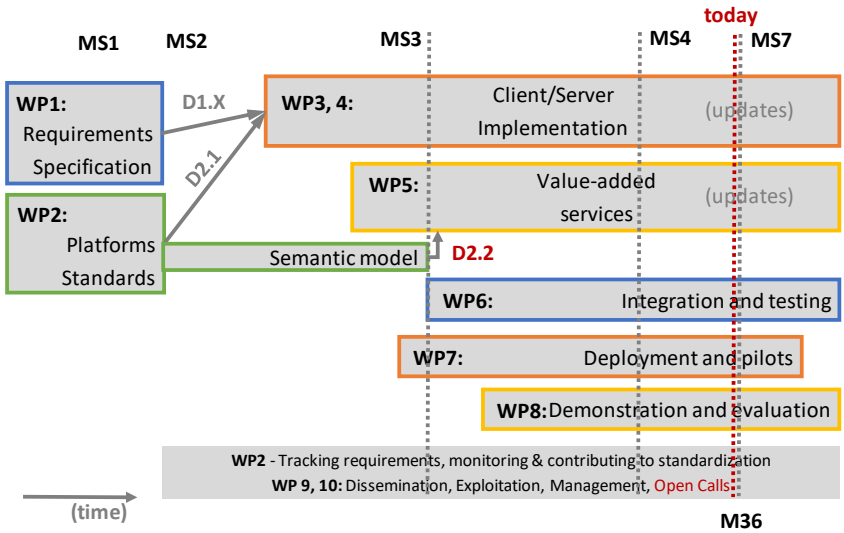

Figure 1 Work Package Architecture

Regarding the relation to other WPs and Tasks, the current document is closely related to other Tasks, specifically:

- T9.1 VICINITY Dissemination, Communication and Data Management Plan
- T9.2 VICINITY Web Portal, Dissemination Channels & Promotional Material

1.2. Objectives in Work Package 9 and Task 9.3

Work-Package 9 (WP9) "Dissemination of Results & Exploitation" aims at increasing the impact of the project through the wide dissemination of project outcomes and the intense communication of its achievements and activities towards each of the project target groups.

The objectives of Task 9.3 are to coordinate the dissemination activities of project results to the international scientific and technical community as well as to the addressed VICINITY stakeholders. The objectives can be achieved through the promotion of the project during events (conferences, workshops, etc.), paper submission to national and international conferences, workshops, journals and project demonstrations, preparation of pre-commercial and commercial brochures and newsletter to potential industrial and scientific users.

1.3. Structure of the Deliverable

Chapter 1: Introduction to the deliverable, the context of the Tasks in the VICINITY, and the objectives of WP9 and T9.3.

Chapter 2: Dissemination strategy and implementation.

Chapter 3: Dissemination activities for M25-M36.

Chapter 4: Dissemination activity plan for 2019.

Chapter 5: Conclusion.

Annex 1-3: Newsletter, Roll up, Flyer, etc.

2. Dissemination strategy and implementation

VICINITY have expanded based on the dissemination strategies in 2018 which is described in D9.6 in order to even better communicate and engage stakeholders. The stakeholders may be IoT developers and integrators, stakeholders and civil society at large. The aim of the dissemination is to inform about objectives, activities, and findings from the project.

VICINITY has developed a communication strategy that pursues the following objectives:

- Raise public awareness and ensure maximum visibility of the project key facts, objectives, activities and findings;
- Announce and promote VICINITY events, contributing to upgrade its attendance and engagement potential;
- Inform about open calls, objectives, and potential, increasing attention and number of proposals from stakeholders.
- Support the dissemination objectives.

2.1. Dissemination strategy

The proper definition of dissemination within the field of communication means the process of broadcasting a message to the public without direct feedback from the audience. In the case of VICINITY, the target audience/stakeholder can be considered any person, university, agency, institution, or company that is interested in the project or will be affected by the project outcomes.

VICINITYs Dissemination Strategy is based on activities to raise awareness and increase the visibility of the project. Furthermore, the strategy strives for successful dissemination for knowledge and understanding about the project outcomes to all stakeholders and the public. Finally, the aim is also to disseminate for action, to generate opportunities for stakeholders to act and get involved in the outcomes of the project. Best practice from other projects has demonstrated that success comes from including everyone in practical activities, not just focus on awareness with no engagement.

These actions must be developed and conducted in times, places, regularly and modalities suitable to allow the broadest diffusion.

The objectives of the dissemination activities will be to:

Plan	Identify targets, messages, tools, and channels. Build an adequate and effective communication and dissemination plan to ensure the best impact of project results.
Design	Produce dissemination tools: design a comprehensive set of communication material (including the project logo) to ensure easy identification of the project and a major exposure.
Distribute and represent	Use the dissemination channels (both internal and external).
Activities	Organise project events and participate in workshops, conferences, and international/EC meetings.
Sustain	Ensure persistent and long-lasting visibility of the project activities and outcomes.

Table 1. Objectives of dissemination activities cover the entire lifecycle of the project

Consequently, dissemination activities will maximise VICINITYs impact on prompting dialogues, cooperation, and coordination with decision makers, developers, integrators, administrators, end users and establishing connections between European partners.

In order to create a proper understanding of topics to disseminate, the core values of VICINITY need to be reduced to a few sentences with relevant keywords. The general message will be adjusted depending on the intended target group;

- One non-technical for simple communication and an overall understanding of the goals of the project.
- Another for a technical audience where a better grasp of the concept and opportunities the project provides will be central.

What approach which will be used depends on the arenas where the dissemination activities will take place.

2.2. Dissemination implementation

VICINITY will produce a wide area of outputs and results. The dissemination activities will present results from pilot sites, the state of technical integration, standardisation processes, value-added services, and opportunities related to open calls. Additionally, privacy legislations, activities related to IoT EPI and related projects alongside other ongoing efforts, will be an integral part of explaining where VICINITY belongs in the landscape and how the project will tie together and expand on ecosystems.

The dissemination implementation mainly depends on which kinds of outputs VICINITY have and what expectations of impact that fuels the actions that will be taken.

A number of dissemination channels and tools are considered for VICINITY dissemination implementation.

- Events: project events, project workshops, external events, EU parliament events, exhibitions.
- Publications: scientific publications, conference proceedings, event presentations, deliverables, project videos, press releases, newsletters.
- Online presence: VICINITY website, social media, research blog, videos, related websites.
- Dissemination material: leaflets, posters, reference PPTs, invitation letters, brochures.

WP9 leader is responsible for dissemination resources collection, dissemination channels, and tools establishment and maintenance. Another important task is the coordination of dissemination activities of project results to the international scientific and technical community. These activities set out to improve awareness and visibility about the project objectives and outcomes with VICINITY stakeholders and public audience.

All partners need to contribute to dissemination activities in order to reach out to the target audience. Dissemination activity information will be collected and distributed periodical through emails, tables, dissemination activity reports, bi-weekly meetings, feedbacks from project consortiums, VICINITY Web portal and Nextcloud information sharing.

3. Dissemination activities for M25-M36

3.1. Public participation

During M25 to M36, VICINITY partners have used their public participation in various channels to guarantee high visibility, to expand the accessibility to the VICINITY project and its results, as well as to facilitate knowledge sharing, personal interaction, and community building with targeted audiences.

Some types of channels targeted by the project were:

- External events
- Conferences
- Workshops
- Invited talks
- Seminars
- Congresses
- Forums
- Webinars
- Exhibition
- Press release
- Social media

Public participation is reported by a Dissemination Activity Report (D.A.R.) which consists on the following sections.

- Event Details
- The scope of the Event
- Description of the participation
- Other questions received
- Audience Reached
- Feedback
- Photos
- Event Program
- Useful Links

Please refer to Additional Annex 1 to Additional Annex 30 – D.A.R.s for more details about the public participation presented above.

A list of public participation where the project has already been presented during M25 to M36 together with its corresponding contribution to VICINITY is shown below:

	Type of Event	Participants	Contribution	Type of Audience	Place and date
1	Workshop/ Conference	CAL, ENERC, UPM	"Connected Smart Cities Conference 2018" CAL organised and chaired the session on Energy: Interoperable Smart Homes and Grids.	Scientific Community Medias Industry	11 January 2018 Brussels Belgium

			UPM presented on Standards for Semantic Interoperability in Vicinity. ENERCOUTIM presented on IoT as an enabler for the Energy Market.	Civil Society Customers Policy makers	
2	Workshop	ENERC	"Regional Energy Strategy – Algarve 2030" ENERCOUTIM presented to the stakeholder the evolution of the work which have been done for the Vicinity Platform and to explain how it works to have a feedback from the stakeholder evolved.	Scientific Community	30 January 2018 Albufeira, Portugal
3	Workshop	ATOS, CAL, ENERC, HITS	"IoT EPI at Digital Catapult event" Five VICINITY partners participated in the final meeting of IoT-EPI. The pros and cons of four models from IoT-EPI projects (VICINITY, BIG IoT, Biotope, Tagit smart and Inter IoT) were discussed	Scientific Community Industry Policy makers	5-6 February 2018, London, UK
4	Workshop	CAL	"ETSI ISG CDP (City Digital Profile) workshop" CAL with the assistance of ENERC presented "Smart Energy as a Core Service for Cities" based on VICINITY ideas on Smart Energy enabled by IoT.	Scientific Community Industry Policy makers	5-6 February 2018, Greenwich, UK
5	Workshop	HITS	"ABC for Smart Cities seminar" In Project examples section, VICINITY was presented by Tromsø Health service and HITS.	Scientific Community Industry Civil Society Policy makers	15 February 2018, Tromsø, Norway
6	Workshop	CAL, UPM	"1st ITU Workshop on Data Processing and Management for IoT and Smart Cities & Communities" The event involved presentations by a number of key stakeholders for VICINITY including the European Commission, DG Connect; OASC and the Digital Catapult (UK).	Scientific Community, Industry, Civil Society, Policy makers	19 February 2018, Brussels, Belgium
7	Stakeholder event	HITS	"Internet of Food and Farming (IoF2020)" Presentation of VICINITY slides in the subsection. The participants visited one of the IoF2020 experimental farms: chain-integrated tomato greenhouse in the VICINITY.	Scientific Community, Industry, Policy makers, Medias, Investors, Customers	1-2 March 2018, Almeria, Spain
8	Conference/ Exhibition	GNOMON	"6th Smart cities conference + EXPO" A VICINITY-related presentation under the name "VICINITY - Autonomous living solutions for the elderly in the IoT era" was presented. Invitations for the event were also sent to	Scientific Community, Industry, Civil Society	9 March 2018, Athens, Greece

			collaborating partners coming mostly from the local government sector.		
9	Workshop/ Conference	UNIKL	"2018 Workshop on Modeling and Simulation of Cyber-Physical Energy Systems" Several companies and the academic community were informed about the VICINITY project and the Open Call. A VICINITY related scientific paper with the title "Hardware-in-the-loop Simulation for Internet of Things Scenarios" is published and was presented at the Workshop.	Scientific Community, Industry	10-13 April 2018, Porto, Portugal
10	Conference	HITS	"ISO/IEC SC27 meeting" HITS represented VICINITY to core members of WG4 Security controls and Services in meeting in Wuhan, China.	Industry, Civil Society, Policy makers	16-20 April 2018, Wuhan, China
11	Conference/ Exhibition	ATOS	"IoT Forum 2018" The VICINITY open call was presented during the event, information about the Open Call was provided by ATOS to different companies interested in it.	Scientific Community, Industry, Civil Society, General Public, Policy makers, Medias, Investors, Customers	25 April 2018, Madrid, Spain
12	Press release/ Exhibition	UNIKL	"Hannover Messe" UNIKL presented the VICINITY project and an electronic poster was created as well as a printout giving a broad overview on VICINITYs ideas and visions, a live demo of Lightbulbs, controlled via either a twitter VAS, or voice control was presented. A strong emphasis was given to the upcoming Open Call. Additionally, UNIKL gave two introductory presentations on VICINITY during the "Science Square" Event, which took place in small sessions throughout the fair.	Scientific Community, Industry, General Public, Medias, Investors, Customers	23-27 April 2018, Hannover, Germany
13	Press release/ Non-scientific and non-peer reviewed publications	ATOS	"ENSO Project Newsletters" A piece of news about VICINITY has been included in the issue n3 of VICINITY, the piece of new is entitled "It's better together" and it is about the collaboration established between the two projects VICINITY and ENSO.	Scientific Community, Industry, Civil Society, General Public, Policy makers, Medias, Investors, Customers	27 April 2018, http://enso-ecsel.eu/
14	Workshop	UPM	"2nd Internet of Things platforms and standardisation workshop"	Scientific Community, Industry, Civil	27 April 2018, Brussels, Belgium

			A presentation entitled "VICINITY standardization landscape WoT ontology & SAREF" was delivered during the parallel session "Smart Cities/Smart Homes"	Society, Policy makers	
15	Conference/ Exhibition/ Social media	ATOS	"FIWARE Global Summit 2018" In the ATOS' stand open call and information was shown. Several companies which could be potential participants were informed about the VICINITY Open Call.	Scientific Community, Industry, Civil Society, General Public, Policy makers, Medias, Investors, Customers	8-9 May 2018, Porto, Portugal
16	Conference	IS	"4th UVP Technicom Conference" IS participated in the event at the Society Pavilion, the VICINITY project was represented by a poster. IS presented during the poster session to discuss and explain the project, the current project status and results achieved so far.	Scientific Community, Industry, Policy makers	23 May 2018, Košice, Slovakia
17	Conference/ Workshop	OTE	"14th Artificial Intelligence Applications and Innovations Conference (AIAI 2018)" A VICINITY related scientific paper with the title "e-Health Services in the Context of IoT: The Case of the VICINITY Project" is published and was presented at the workshop.	Scientific Community, Industry	25-27 May 2018, Rhodes, Greece
18	Workshop	MPH	"Friendly cities for people with dementia" The Municipality of Pilea- Hortiatis as part of the VICINITY project held an information day about keeping people with dementia safe and adjusting their environment in order to make their living independent. The case was to disseminate to the public the support the Municipality provides to the elderly through VICINITY, by digitizing, automating and providing medical care services, in order to enable people to obtain a better quality and independent life.	Scientific Community, Industry, Civil Society, General Public	30 May 2018, Thessaloniki, Greece
19	Conference/ Exhibition	ATOS	"Open Expo Madrid" VICINITY 1st Open call information was shown.	Scientific Community, Industry, Civil Society, General Public, Policy makers, Medias, Investors, Customers	6-7 June 2018, Madrid, Spain

20	Conference/ Exhibition/ Workshop	ATOS, CAL, ENERC	"IoT Week 2018 Bilbao" The VICINITY project was exhibited in the ATOS stand in which a rollup and information about the Open call was shown.	Scientific Community, Industry, Civil Society, General Public, Policy makers, Medias, Investors, Customers	4-8 June 2018, Bilbao, Spain
21	Conference	HITS	"pHealth2018" VICINITY invited paper was presented.	Scientific Community/ Policy makers	12-14 June 2018, Gjøvik, Norway
22	Conference/ Workshop	OTE	"European Conference on Networks and Communications (EUCNC 2018)" OTE presented VICINITY in Special Session 10: "Small Cells Deployment, Network Functions Virtualisation (NFV) and Cloud Computing as "Enablers" of Innovative 5G Services", and interest was shown by several participants/speakers in the VICINITY project.	Scientific Community, Industry, Policy makers	18-21 June 2018, Ljubljana, Slovenia
23	Workshop/ Exhibition	HITS	"Arendalsuka 2018" VICINITY Pitch Presentation and Smart Parking brochure is delivered.	Scientific Community, Industry, Civil Society, General Public, Policy makers, Investors, Customers	12-16 August, 2018, Arendal, Norrway
24	Conference/ Exhibition	HITS	"Nordic Edge Expo 2018" VICINITY was represented, and the videos displayed on the monitor described VICINITY and its main domains, in addition to how it relates to other Horizon 2020 IoT EPI projects.	Scientific Community, Industry, Civil Society, General Public, Policy makers, Investors, Customers	25-27 Sep. 2018, Stavanger, Norway
25	Conference	HITS	"SC27 Working Group meeting" VICINITY was represented to core members of WG4 Security controls and Services in this meeting. VICINITY partners contributed to Trustworthiness of IoT and also the New Work Item Security Reference Model for Interoperable Internet Platforms (IIP).	Industry, Civil Society, Policy makers	30 Sep.- 4 Oct 2018, Gjøvik, Norway
26	Press release	MPH	"The journal of the municipality of Pilea-Hortiatis" The VICINITY project was presented through an article in the monthly journal of the Municipality of Pilea- Hortiatis.	Scientific Community, Industry, Civil Society, General Public, Policy makers, Medias, Investors, Customers	October 2018, Thessaloniki, Greece

27	Conference/ Workshop	UPM	"21st International Conference on Knowledge Engineering and Knowledge Management, EKAW2018" The tutorial "Catching up with ontological engineering: To git-commit and beyond (With VICINITY use cases)" proposed by UPM was presented.	Scientific Community, Industry	12 November 2018, Nancy, France
28	Workshop/ Exhibition	ATOS	"Madrid Engineering Week" Atos organized a workshop to present two VICINITY Projects, and the main objective was to introduce to developers the available alternatives in VICINITY to be involved in the project. The VICINITY catalogue, the GITHUB and the Second open call outline was presented.	Scientific Community	14 November 2018, Madrid, Spain
29	Workshop	ATOS, UPM	"IoT Meetup" An overview about the VICINITY platform and how developers can participate with VICINITY through the VICINITY Github and the Open Call was explained by ATOS. Semantic Interoperability of VICINITY and the main concepts, strategies, and several examples of this implementation are introduced by UPM	Scientific Community, Industry, Civil Society, Customers	14 November 2018, Madrid, Spain
30	Conference/ Workshop	OTE	"20th InfoCom World, New Horizons: The Techonomy of Gigabit Era!" OTE presented VICINITY in Session C. Interest was shown in the VICINITY project, by several participants/speakers.	Scientific Community, Industry., General Public, Policy makers, Medias, Investors	21 November 2018, Athens, Greece

Table 2. List of public participations where VICINITY project was presented.

3.2. Publications derived from VICINITY

During M25 to M36, 3 scientific and technical papers were published on high-ranking international conferences. Publications 1 is related to the Hardware-in-the-loop simulation for IoT device and application developed in VICINITY. Publications 2 demonstrate eHealth Service use case in VICINITY project. Publications 3 correspond to the preliminary research results obtained from IoT-enabled Energy systems.

The types of papers, contributors, paper titles and publication dates are listed as follows:

	Type of paper	Contributors	Title	date
1	International conference	UNIKL	Hardware-in-the-loop Simulation for IoT Scenarios	April 2018

2	International conference	OTE	e-Health Services in the Context of IoT: The Case of the VICINITY project	May 2018
3	International conference	AAU	A Novel Grid-connected Harmonic Current Suppression Control for Autonomous Current Sharing Controller-based AC Microgrids	September 2018

Table 3. List of scientific and technical papers derived from VICINITY

The detailed publication titles, authors, and main contributions are presented below.

1. **Hardware-in-the-loop Simulation for IoT Scenarios**
   Johannes Kölsch, Christopher Heinz, Sebastian Schumb, Christoph Grimm.
   2018 Workshop on Modeling and Simulation of Cyber-Physical Energy Systems (MSCPES), 10 April 2018, Porto, Portugal.
   - An approach for simulation of the large-scale Internet of Things scenarios with Hardware-in-the-loop integration is discussed to facilitate whole development cycle continuous testing and validation for development of IoT applications and devices.

2. **e-Health Services in the Context of IoT: The Case of the VICINITY project**
   Maria Belesioti, Ioannis Chochliouros, Stefan Vanya, Viktor Oravec, Natalia Theologou, Maria Koutli, Athanasios Tryferidis, Dimitrios Tzovaras.
   International Conference on Artificial Intelligence Applications and Innovations 2018, 25-27 May 2018, Rhodes, Greece.
   - The impact of the Internet of Things on the design of new eHealth services and solutions in the Context of VICINITY EU-funded project is analysed in this paper

3. **A Novel Grid-connected Harmonic Current Suppression Control for Autonomous Current Sharing Controller-based AC Microgrids**
   Yajuan Guan, Wei Feng, Jinghang Lu, Josep M. Guerrero, Juan C. Vasquez
   2018 IEEE Energy Conversion Congress and Exposition (ECCE), 23– 27Sept, 2018, Portland, USA
   - Since the power quality of feed-in grid current in a grid-connected microgrid (GCMG) can be influenced by a distorted utility grid, a novel feed-in grid harmonic current suppression control strategy is proposed in this paper. And simulation and experimental results from a three-voltage-controlled-inverter-based GCMG is presented to verify the effectiveness of the proposed controller.

3.3. VICINITY Web analytics

Consortium has established a wide variety of communication channels (official web portal, social media, etc.) in order to disseminate project's main objectives, achievements, and events as well as to coordinate and facilitate the cooperation of the consortium. VICINITY website has been developed to be a major external dissemination tool and an asset for project partners. It is periodically updated in order to spread the project's concept, objectives, outcomes, and latest dissemination activities to the public.

In order to monitor the activity and the audience reached by the project website, the Google Analytics free service is used, supporting the statistical analysis and facilitating the extraction of useful conclusions

regarding trends and variations for its use by online visitors. Google Analytics is a very popular web analytics solution that gives rich insights into one's website traffic and marketing effectiveness. It allows for Advanced Segmentation, Custom Reports, Advanced Analysis Tools, Analytics Intelligence, Custom Variables, and Data exports. Google Analytics can also track visitors from all referrers, including search engines, display advertising, pay-per-click networks, e-mail marketing and digital collateral such as links within PDF documents.

The following list summarizes the main parameters and indicators that will be used for monitoring of the VICINITY website throughout the course of the project.

a) Number of visits / users
b) Number of unique and return visitors
c) Average Session and Visit durations
d) Domains/ countries of visitors

As such, Google Analytics will help the consortium determine the effectiveness of its web tools and targeted dissemination activities and feed into impact reporting.

The website managed to attract many people on a constant basis, with new sessions being logged every day. In particular, the following graphics show an overview of the user activity. Figure 1 represents a monthly performance report that clearly shows constant user activity between January and December 2018. As shown in the diagram sessions are high in the period from March to June 2018 due to the first Open Call. Low session activity is detected in October due to the hacking it was caused to the VICINITY Website for two weeks. VICINITY Consortium managed to "clean" the site and improve protection for preventing any similar events in the future.

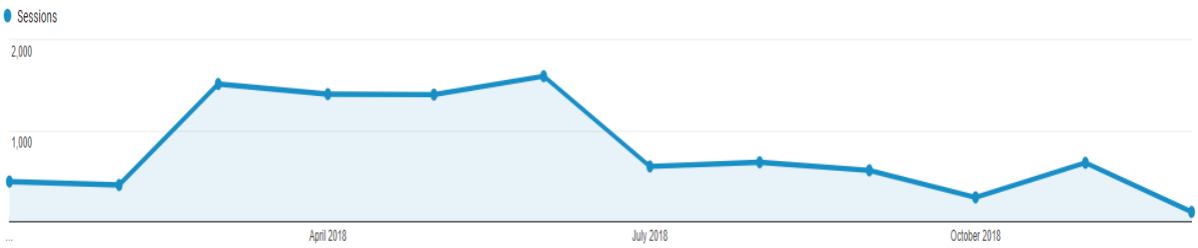

Figure 2. Monthly Performance Report

Figure 2 and Figure 3 give detailed overview statistics on the VICINITY website usage for M25-M36 of the project.

Figure 3. Audience Overview Statistics

So far the total number of VICINITY website audience has reached more than 5500 users in more than 9500 sessions with an average duration of 02:52 min, while almost 16.7% of the visitors return. The total number of VICINITY website audiences is over the original target (5000 visitors) before the end of the project. These figures and other indicators are displayed in Figure 4 "General overview of the users' activity" and Figure 5 "New Visitors – Returning Visitors".

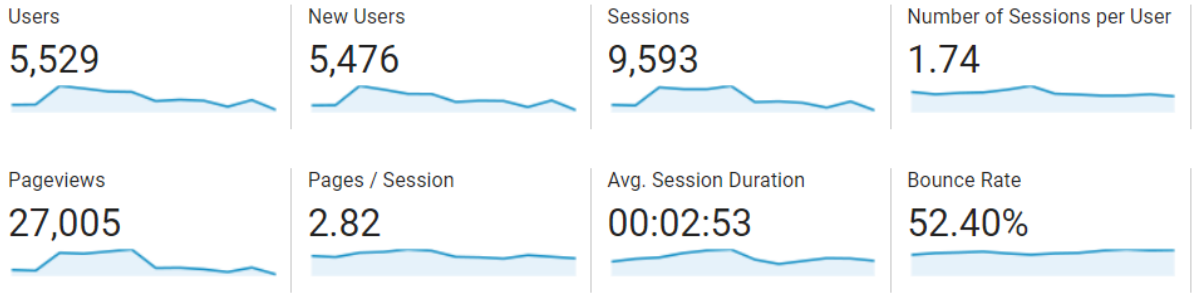

Figure 4. General Overview of the users' activity

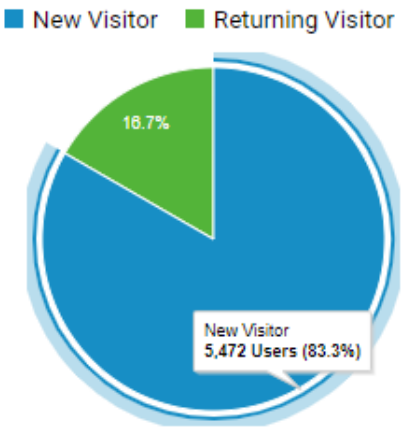

Figure 5. New visitors – Returning Visitors

The following figure reveals that the increased visits in the VICINITY website mostly consist from new users from all over the world. The most visits have been tracked from Spain, because of the main coordinator of the Open Call partner being from Spain, while the second visiting country is France. It is notable that there are many visits from outside Europe, in particular from the United States and India.

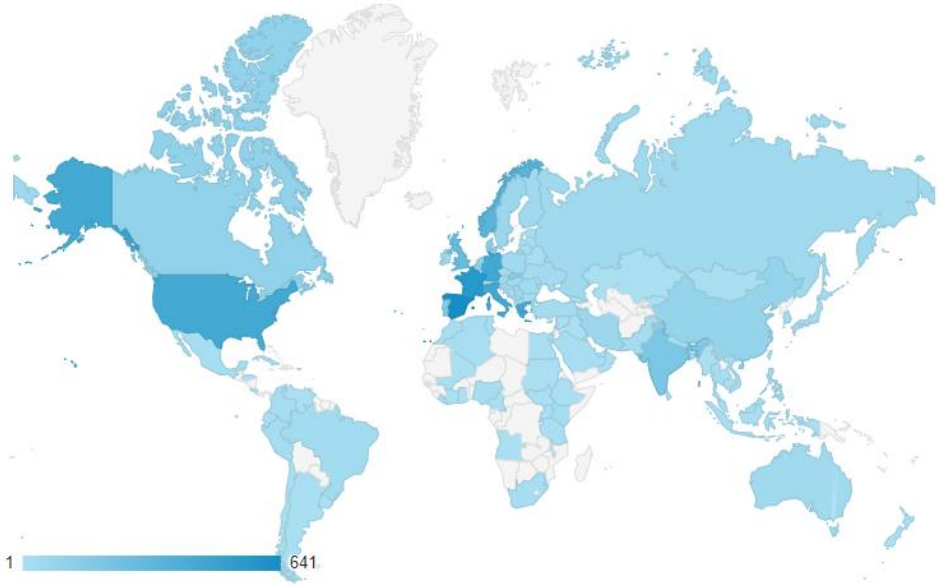

Country	Users	Users
	5,529	5,529
1. Spain	641	11.37%
2. France	547	9.70%
3. Germany	430	7.63%
4. Italy	420	7.45%
5. United States	416	7.38%
6. Greece	415	7.36%
7. Norway	327	5.80%
8. United Kingdom	265	4.70%
9. India	191	3.39%
10. Portugal	153	2.71%

Figure 6. Visitors per country

In Figure 6 it is notable the difference between the sessions achieved in M25-M36 in comparison to M13-24 due to the first Open Call that was organised by VICINITY. In Figure 7 overall comparison between the last two years of the project.

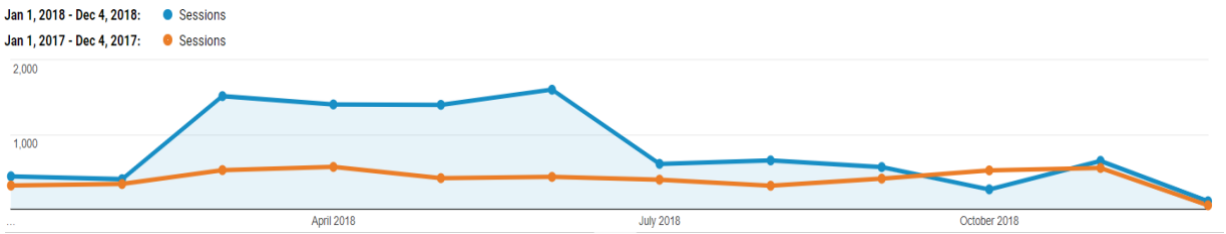

Figure 7. Comparative sessions for the second and third year

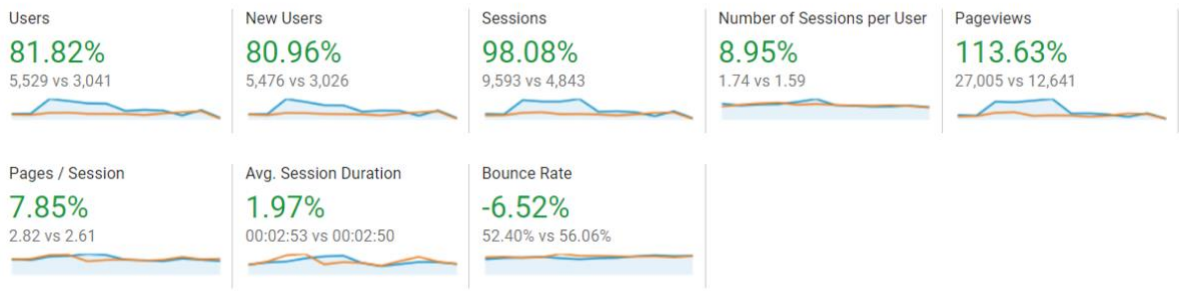

Figure 8. Comparative general overview for the second and third year

3.4. VICINITY Social media analytics

3.4.1. Twitter

In order to help the consortium reach a wider spread with their dissemination activities, VICINITY social media channel - Twitter, applies continuous updates and engages a wide number of visitors.

Free Twitter analytics tools are used to evaluate the impact of the project communication activities. The Twitter analytics tools can track growth, content performance and progress. Besides, improve engagement and grow Twitter audience. In addition, tag tweets and replies for aggregate campaign analysis, meanwhile exporting profile and post-level Twitter reports. Furthermore, easily analyze comments, engagement, and Twitter data.

A series of Key Performance Indicators (KPIs) are detailed below as the main considerations and indicators.

- Number of Twitter followers > 531
- Number of Tweets / retweets > 466
- Tweeter impressions and top tweets

3.4.1.1 Number of followers

Currently, VICINITY has 531 Followers,222 new followers have been acquired during this period (January 2018-December 2018). The number of followers has evolved monthly during this year as follows:

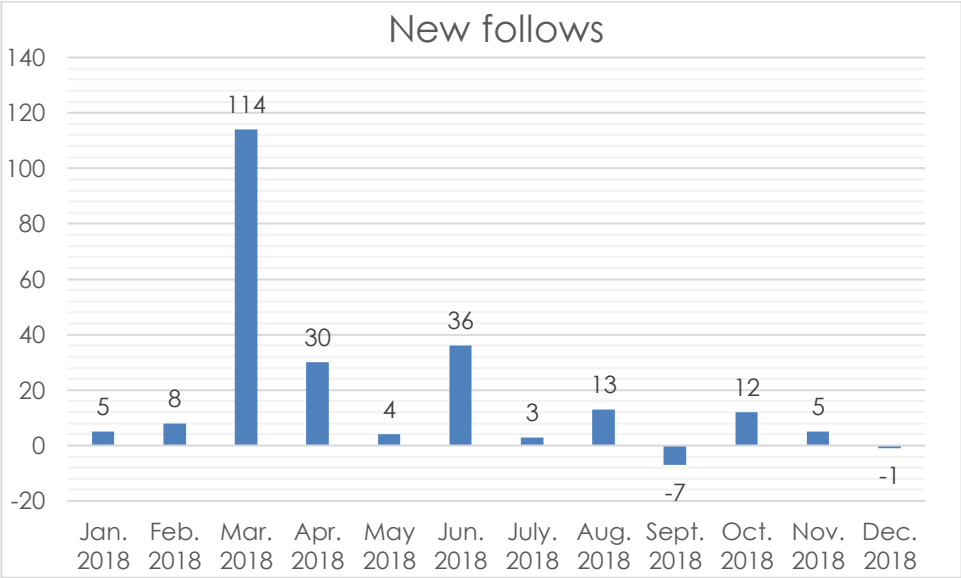

Figure 9. VICINITY New followers

3.4.1.2 Number of profile visits

Profile visits: Number of times users visited in VICINITY page. The following chart shows the evolution of profile visits during the period January 2018 – December 2018.

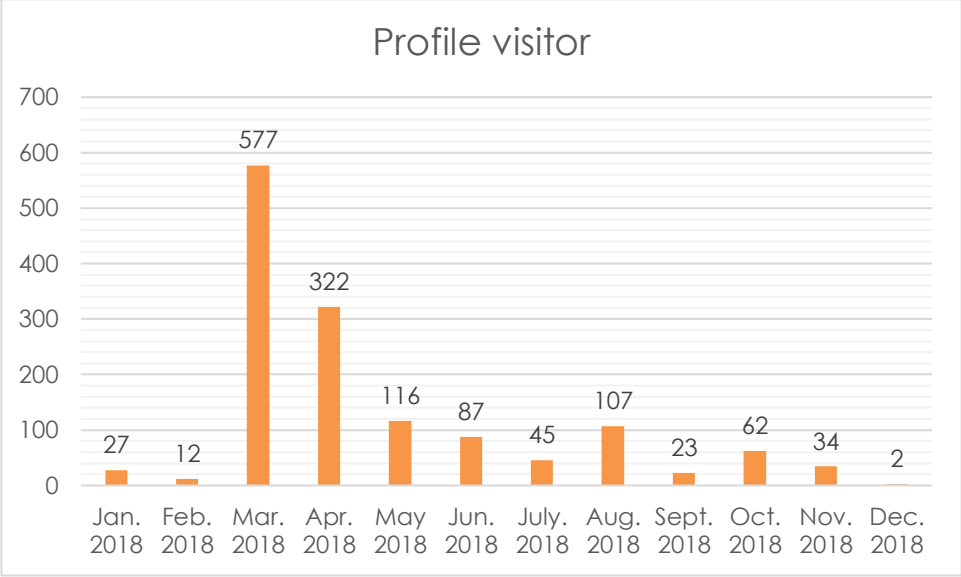

Figure 10. VICINITY Profile visits

3.4.1.3 Tweet impressions

Every time a user sees a Tweet, it counts as an impression. The following picture depicts the tweet impressions from January 2018 to December 2018.

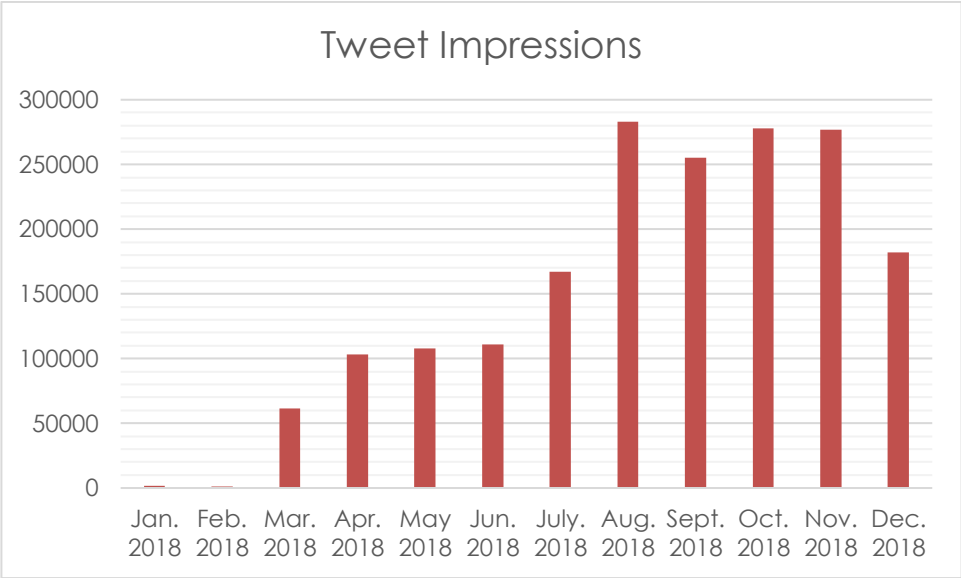

Figure 11. VICINITY Tweet Impressions

3.4.1.4 Tweets

The following picture depicts the new tweets published from January 2018 to December 2018.

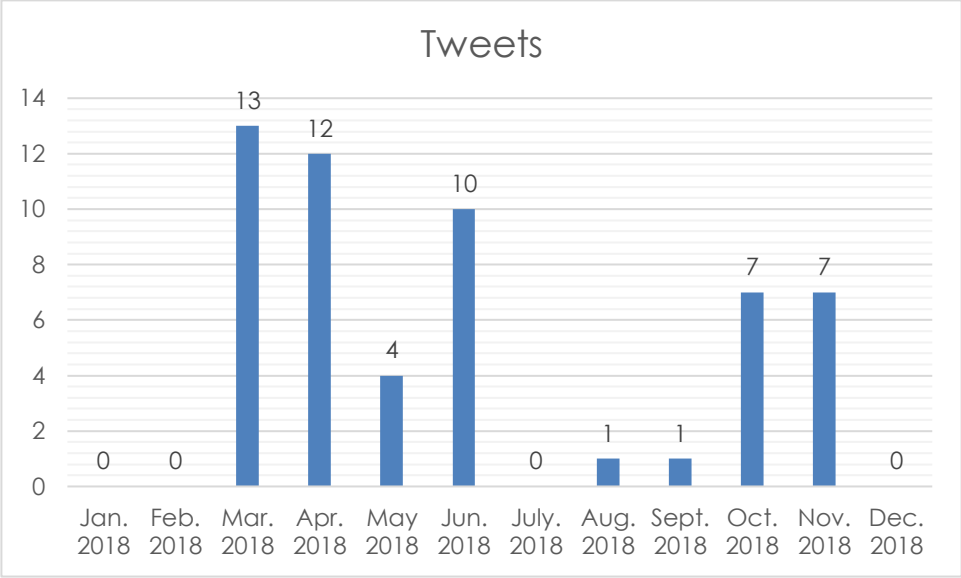

Figure 12. VICINITY Tweets

3.4.1.5 Mentions

The following picture depicts the VICINITY mentioned by other users in twitter from January 2018 to December 2018.

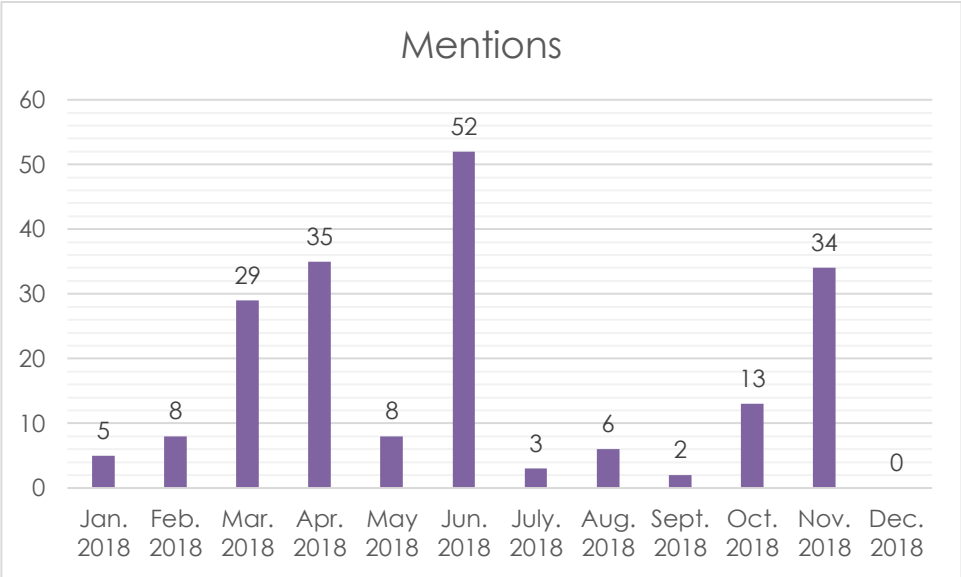

Figure 13. VICINITY Tweets (Mentions)

3.4.1.6 Top Tweets

Top tweet: Tweet that received the highest number of impressions. The twitters with more impressions during this period have been:

- About VICINITY Open call looking for IoT infrastructures will be launched on 15th of March.
- About receiving the latest news about the VICINITY open call.
- About providing a presentation about semantic and interoperability.

Based on these analytics, it can be seen that the number of Twitter followers by now has already reached the target; meanwhile, the number of Tweets closes to the KPI requirement.

3.4.2. Other social media

A number of social media channels, including Facebook, YouTube, LinkedIn and Google Plus, have also been established to provide the project's objectives, VICINITY concepts, and to raise awareness of the project's activities.

The VICINITY 2020 Facebook homepage has 142 followers and obtained 131 likes. 1 posts have been published during M25 to M36 which earned 20 likes and 5 shares. The following picture depicts total views and "likes" in 2018.

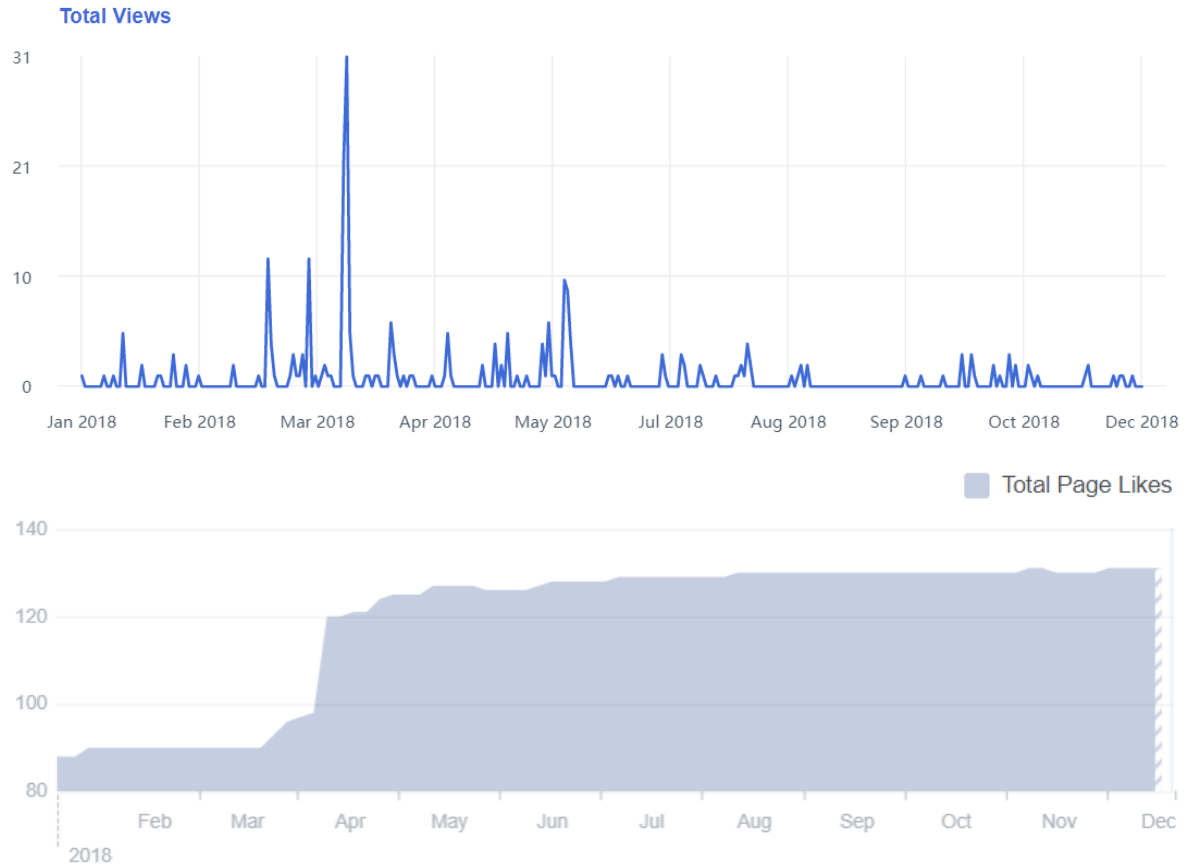

Figure 14. VICINITY Dissemination in Facebook

A project video has been produced and published on the YouTube channel and on the website's main page. The project has 27 subscribers and the "Open call webinar video" with 136 viewed times has been published in 2018.

VICINITY 2020 groups have been created on LinkedIn, which now have 142 followers. It will be more active in the next years as the Second Open Call has been launched at the end of 2018

3.5. VICINITY First Open Call Dissemination Activities.

3.5.1 Introduction

The purpose of this section is to summarize the dissemination and communications activities undertaken by the VICINITY Consortium. These actions were devoted to promote the 1st Open Call. This evaluation allows the project to assess the Open Call strategy and to extract lessons to be applied in the Second Open call.

3.5.2 First Open Call Figures

81 Expressions of interests were received. 45 proposals were received. Proposals came from 17 European Countries

The proposals focus on the following domains

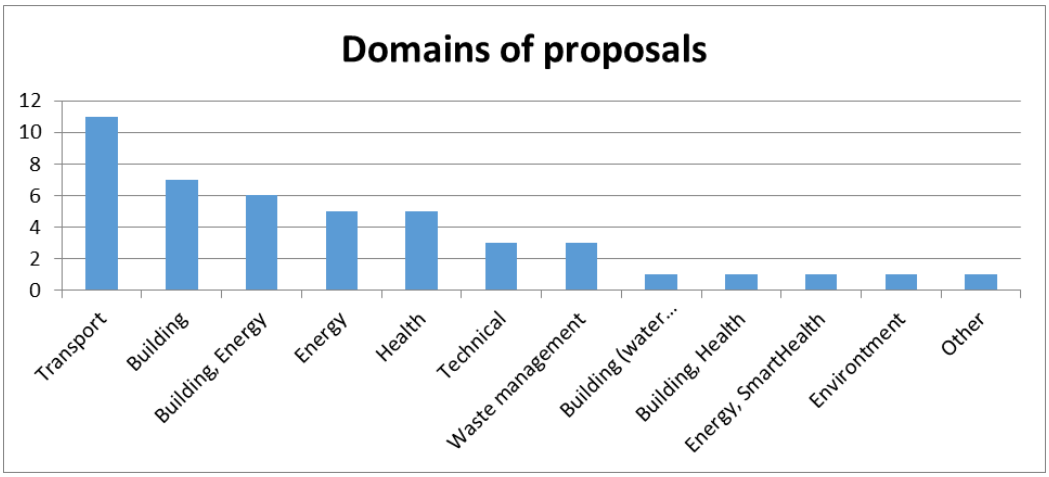

Figure 15 First Open Call proposals domains

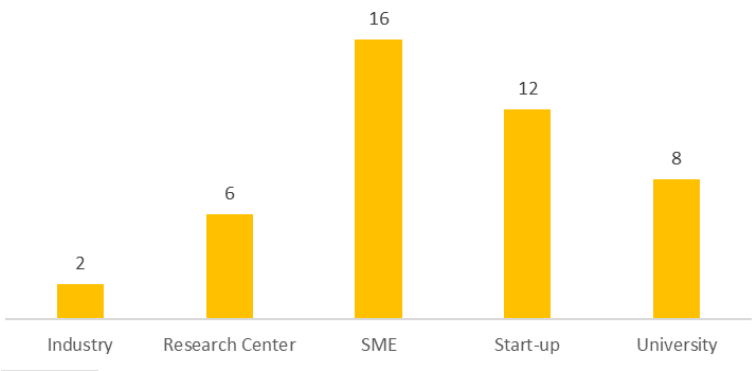

Figure 16 Open Call Type of participants

3.5.3 Material

The following material was created specifically to promote the First Open call:

- Confidential

- VICINITY Open Call communication pack:
  - VICINITY 1st Open Call Press Release FINAL.pdf
  - VICINITY 1st Open Call Technical Details-FINAL.pdf
  - VICINITY Evaluation Criteria-FINAL.pdf
  - VICINITY F6S Walkthrough FINAL.pdf
  - VICINITY open call guide templateFINAL.pdf
  - VICINITY WPs and List of Deliverable template.docx
  - VICINITY-OC1-Brochure.png
  - VICINITY-OC1-Standard-Extension-Contract-FINAL.pdf

This is a set of documents attached in the emailing campaign and available on the website.

- **Emails**

The consortium members created an official email informing about the launching of the Open Call to their contacts, this was used by the partners to undertake a cascade distribution of the Open call information.

- **Roll up**

A roll up with an infographic was showed in relevant IoT Events such as Hannover Messe, Madrid IoT Forum, Bilbao IoT Week and the Fiware Summit.

Figure 17 Atos' stand Bilbao IoT Week 2018

- **Brochure**

Brochures about the Open call were distributed in the following events such as Hannover Messe, Madrid IoT Forum, Bilbao IoT Week and the Fiware Summit.

Figure 18 VICINITY Open Call brochures in the Porto FIWARE Summit

- **Summary Presentation**

A general presentation was distributed to the partners to be used in events.

3.5.4 Communication activities

A wide range of dissemination channels was used to successfully reach the targets groups and to maximize the open call awareness.

3.5.4.1 Open Call Newsletters

A subscription list was created to reach directly to the subscribers. There are 125 people subscribed to the mailing list. Several messages sent from this account to communicate relevant news to the subscribers.

3.5.4.2 Email campaign

The emails campaign was undertaken as follows

- Around 200 emails were launched to partners contacts.
- About 50 incubators were contacted across Europe.
- Around 90 University and Research Centre Transfer Offices were reached

3.5.4.3 email support

The email account opencalls@vicinity2020.eu was created to support the participants. Participants could ask questions using the email. Once a question was answered the answer was published on the VICINITY Open Call FAQ https://vicinity2020.eu/vicinity/content/open-calls/1st-OC/open-call-faq

3.5.4.4 Social Media

The following Social media tools were used to promote the First Open Call.

- Facebook
- LinkedIn

- Twitter

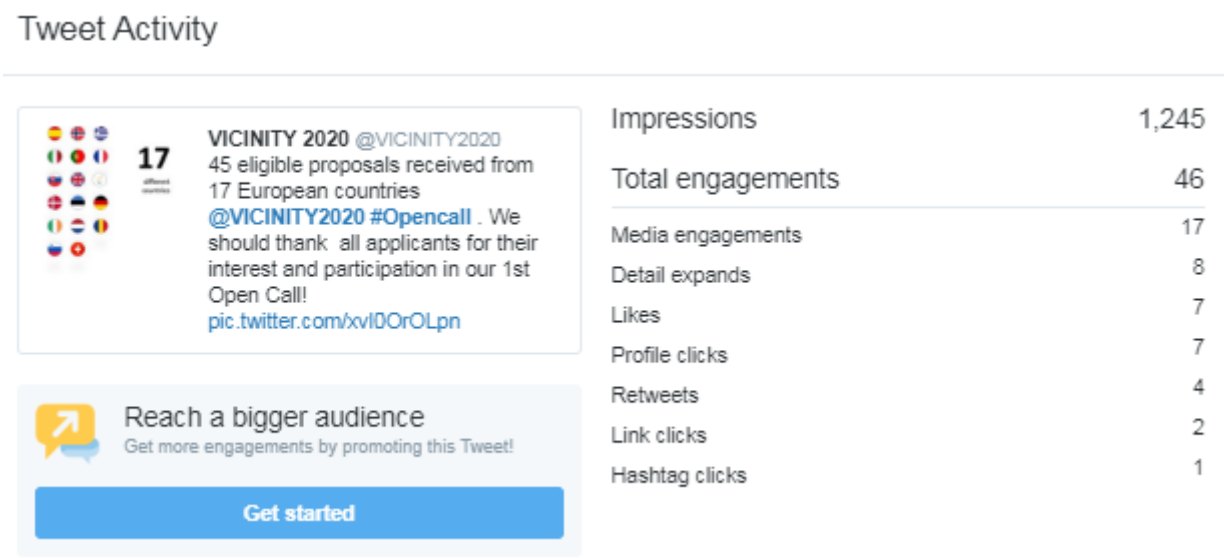

Figure 19 Open call Twitter

3.5.4.3 F6S and Fundingbox

These community building tools (https://www.f6s.com/, https://fundingbox.com/) are focusing on funding for companies. A wide range of Open calls are organized using these tools and are well-known in the startup's community. VICINITY used this tool to promote the Open Call.

Furthermore, F6S has been used to receive the proposals.

3.5.4.5 Events

The consortium participated in the following events where information was provided through presentations, brochures and/or roll-up.

Place	Type of event	Partners	date	Type of action
Research Park LINKEN	Physical Meeting	HITS	19/03/2018	Meeting
Tromsø municipality	Physical Meeting	HITS	20/03/2018	Meeting
Hannovar Messe	Event	UNKL	23/04/2018	Brochure, Roll-up
Madrid IoT Forum	Event	ATOS	25/04/2018	Brochure, Roll-up, presentation
Bilbao IoT Week	Event	ATOS	4-7/06/2018	Brochure, Roll-up, presentation
Fiware Summit	Event	ATOS		Brochure, Roll-up

Table 4 List of Events/Meetings in which the Open Call was presented

Figure 20 Lydia Montandon (ATOS) presented the VICINITY Open Call in Madrid IOT forum

Figure 21 UNKL's stand on Hannover Messe

3.5.4.6 Webinar

One webinar was prepared to explain the Open Call to the participants, it was held on 11/04/2018 and 62 people participated in the webinar

VICINITY Open Call Webinar 20180411 110127

Figure 22 Screenshot of VICINITY Open Call Webinar

This webinar can be found at https://www.youtube.com/watch?v=0ZI6gZzT_GU

3.5.5 Impact of Dissemination Channels

When asked how they knew about the Open Call, the proposers provided the following channels of information:

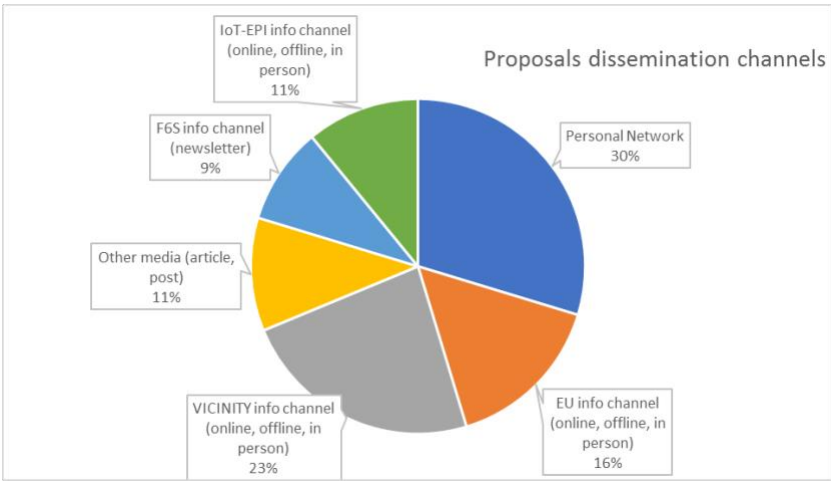

Figure 23 Webinar Agenda

3.5.6 Conclusions and lessons learned.

In General, the Open call dissemination strategy has been assessed as successful, as the participation has been broad, both in terms of the number of participants and countries. However, there is still room for improvement, to obtain a wider impact. Keeping in mind that the 2nd Call will be devoted to Service creation, the following dissemination activities are proposed:

1. Send an invitation email to the First Open Call participants addressed to the 81 expressions of interest in FS6. Since those organizations have shown previous interest in the project, they may be involved in future proposals.

2. Reinforce the direct communication through the Consortium partners to invite contacts to the Open call.

3. Use social media activities to promote the Open call.

4. Contact other Horizon 2020 projects to promote the call, ask them to use their list of participants.

5. Send invitation emails through F6S and Fundingbox.

3.6. Newsletter

The VICINITY project releases electronic Newsletter as an internal and external dissemination channel for covering project-related information in somewhat more detail than what can be communicated through social media, addressing the general research society, but also the general public to enhance project outreach.

Newsletter enables the consortium to update the project community with latest project activities and results. Contents of the Newsletter are based on the important information of the project, including but

not limited to project's topics, latest achievements, news, results of the activities, development guides, study reports, milestones and ongoing activities of use-cases. The contents are derived from dissemination activity reports, VICINITY websites, deliverables, and all VICINITY partners' contributions.

5 Newsletters were published during M25-M36 (including 3 normal editions and 2 special editions). The contents of Newsletters include:

#5 Newsletter	#6 Newsletter	Special Edition First Open Call	#7 Newsletter	Special Edition Second Open Call
Editorial	Editorial	Editorial	Editorial	Editorial
Latest News and Upcoming Events	Unique Selling Points of VICINITY	Overview of First VICINITY Open Call	Latest News and Upcoming Events	Announcement of an open call for recipients of financial support
VICINITY Open Call	Latest News and Upcoming Events		VICINITY 1st Open Call Winners Have Started Their Work in the Project	
Results From Participation at Events	Results of VICINITY 1st Open Call		2nd Open Call Is Coming Soon	
Interview with Representative of **EnSO** project	Results From Participation at Events		Visit Tromsø Pilot Site, 9th Oct. 2018	
VICINITY Test Lab Preparation at AAU	Interview an SAB Member		Stakeholders Co-Creation Workshop in Tromsø, 11th Oct. 2018	
VICINITY value-added services definition, requirements and architectural	Health Data and General Data Protection Regulation		Reaching Developers	
VICINITY Data Management Plan	VICINITY Pilot Sites Implementation		Connecting to More Stakeholders	
GDRP Relevance to IoT-Enabled Solutions in VICINITY and Beyod	VICINITY Available on GitHub		Integrated VICINITY Core Components	
Scientific and Technical Publications	Outcomes of EC Technical Review		VICINITY Agent and Auto-discovery Platform	
Milestones	Scientific and Technical Publications		VICINITY Gateway Adapters	
	Milestones		Implementation of Value-added Services	
			Milestones	

Table 5. List of Newsletter published in 2018

Please refer to Annex 1 – Newsletters during January 2018 to December 2018.

3.7. Other Dissemination Activities

Besides the aforementioned dissemination activities and channels, a special effort has been made on the design of VICINITY illustrations and graphical elements. Furthermore, VICINITY project results have been also disseminated among the research community, policy-makers, private sector, IoT and service-providers, related projects and initiatives, and a wider audience by the following tools.

Two roll up and one flyer has been designed to present a short overview of the VICINITY open call concepts and detailed information. Please refer to Annex 2 and Annex 3 for more details respectively.

In addition, two videos have been developed and displayed in external events. One is for GA meeting Tromsø 10. October 2018 (Figure 24), which can be found at https://www.youtube.com/watch?v=NWU-iKsKo-s

GA meeting Tromsø 10. october 2018 v2

Figure 24 Screenshot of GA meeting Tromsø 10. October 2018 video

The other one is about the pilot site Tromsø installation (Figure 25), which can be found at https://www.youtube.com/watch?v=YHdua5wXROw

pilot site Tromsø installation

Figure 25 Screenshot of pilot site Tromsø installation video

3.8. Feedback analytics

Through the various dissemination activities, VICINITY project raised awareness and increased the number of feedbacks in a positive way for the concept and ambition of VICINITY. In total, more than 6936 audiences and 70000 readers, including a wide range of representatives from the IoT communities, industrial companies, research communities, devices suppliers, policymakers, end-consumers, public administration, etc. have been involved in VICINITY dissemination activities.

The main feedbacks, audience reached and total attendees are listed below.

Domains	Main feedbacks	Total attendees	Audience reached
Energy	• The need to integrate a greater proportion of renewables into the power grid. • The need to implement and deploy real consumer-driven demand-response mechanisms. • The lack of flexibility for smaller players to enter the energy market.	165+	• Standardization • Industrial • Research communities • IoT device, gateway vendors • Policymakers • Customers • Future Cities Catapult

Domains	Main feedbacks	Total attendees	Audience reached
	• Will Smart Grids and Smart Buildings be interoperable? • Are Smart Energy devices interoperable between suppliers? • How to deploy demand-response mechanisms effectively? • What standards exist and are needed? • How to involve consumers in Smart Energy solutions? • How to combine (e.g. EV charging and parking) in the value chain when there are different stakeholders? • Do regulatory barriers exist and how could these be addressed? • How to integrate more renewables into the grid? • How to enable small players to compete in Energy supply?		
eHealth	• How VICINITY supports health promotion with the prevention of diseases? • The municipality will be able to collect information and create "municipal-scale" social networking of urban citizens, tracking their fitness" achievements", awarding or further triggering them towards specific goals set, based on each individual's special needs. • How sensors, actuators and integrated communication devices installed at home can provide assisted living to elderly people and people with long-term needs.	70000+	• Professor of Aristotle University of Thessaloniki • residents and monthly readers • Civil Society • Scientific Community
Standards and Platform	• Supply and demand side are both struggling to define standards at the appropriate level • Information about the VICINITY Open Call • VICINITY Github • Security, the privacy of VICINITY • Virtual neighborhood concept of VICINITY • Solutions should be more than technical solutions, existing standards should be refined.	574+	• 77 participating and observing member countries and 30 liaison organizations • AMT-Advanced Manufacturing Technology • Parquery AG • Analog Device Research communities • IoT device, gateway vendors • Policymakers • Customers
IoT and interoperability	• How to achieve interoperability? • VICINITY virtual Neighborhood concept for allowing IoT interoperability in cross-domains. • How VICINITY, and especially the envisioned value-added services, could efficiently contribute to the major improvement services they currently offer or plan to offer to their citizens? • Essential for a Digital Single Market, with a seamless flow of data across sectors and value chains. • To identify possible overlaps of big data approach and VICINITY interoperability as service that might enable the creation of	6189+	• high-ranking officials at government level • Industrial • Research communities • SMEs • W3C Web of Things working group • Policy Officer (European Commission) • Ontology Engineering Group

Domains	Main feedbacks	Total attendees	Audience reached
	specific added value services using history of measurements. • Economical aspects of VICINITY added value services • Potential usage of VICINITY solution in 'circular economy'		
Mobility	• Security concerns on overall VICINITY.	8	• Scientific Community

Table 6. Main feedbacks, audience reached and total attendees.

All in all, the VICINITY project has been very welcome. VICINITY raised increased interest in a positive way for the proposed "VICINITY virtual Neighbourhood" concept for allowing IoT interoperability in cross-domains. The envisioned value-added services were a point of discussion, showing interest from the application-development scope, revealing the new horizons possible in combing real-time data from diverse sources and allowing clustering of related information to provide value-added applications under new business models. The Open Calls was another important point of discussion, both during the open discussion and the networking session that followed. Many companies and IoT technology providers showed interest in participating in the process, to have the opportunity to get funding through the open call procedures in order to test the VICINITY platform and implement and demonstrate value-added services in new cross-domain fields. Semantic interoperability, security and privacy, low power devices, business model and standards are hot topics as well.

The questions and comments have been addressed during the open discussion and the simultaneous brainstorming during each dissemination activity. Cooperation opportunities on areas of common interest have appeared. These would have to be organised based on the equal contribution of effort and funding for equal benefits. Contact will be maintained for further discussion and the identification of collaboration opportunities.

Therefore, they were great opportunities to receive early feedback on the VICINITY concept, objectives, VICINITY task planned, research methods, etc., and to look for collaboration opportunities.

4. Dissemination activity plan for 2019

4.1. Public participation

In 2019, VICINITY partners plan to extend their public participations to further promote the visibility and accessibility of VICINITY project and the latest results proposed in WP3.VICINITY Server Implementation, WP4. VICINITY Client Infrastructures Implementation, WP5. Value-Added Services Implementation.

Based on the experiences obtained from the external event participations in 2018, a tentative list of public participation in 2019 is presented below, the detailed dissemination activity plan for 2019 is described in D9.7.

Topic	Events, Conferences and Workshops
ICT and IoT	• IEEE World Forum on Internet of Things 2019 • International Workshop on Engineering the Web of Things 2019 • Hannover Messe 2019 • IoT World Forum 2019 • Connected Smart Cities Conference 2019 • Smart IoT London 2019 • IoT Tech Expo Global 2019 • Second ITU Workshop on Data Processing and Management for IoT and Smart Cities & Communities • 15th Artificial Intelligence Applications and Innovations Conference (AIAI 2019)
Energy	• IEEE Energy Conversion Congress & Exposition 2019 (ECCE2019) • Annual Conference of the IEEE Industrial Electronics Society 2019 (IECON2019) • 10th International Conference on Power Electronics – ECCE Asia (ICPE 2019-ECCE Asia) • ICCE International Conference On Consumer Electronics 2019 • 13th IEEE PES PowerTech Conference 2019 • 9th International Conference on Smart Cities and Green ICT Systems
Transport	• ITS Konferansen 2019 • IoT for Transport & Logistics Summit 2019
eHealth	• Future Healthcare Exhibition & Conference 2019 • IoT Evolution Healthcare Conference • Resilient and Secure IoT for Health Workshop 2019 • International Conference on Wearable Micro and Nano Technologies for Personalized Health (pHealth)

Table 7. A tentative list of public participation in 2019

4.2. Publications plan

The VICINITY consortium will continue showcasing project outputs in international peer-reviewed journals or specialised magazines. They will be prepared each time the project has key findings to disseminate. Those publications will be derived from the results of the research activities, development guides, laboratory testing results, study reports, use-cases operations, status, etc.

A tentative list of international academic conferences, journals, and magazines for paper publication in 2019 is presented below:

Topic	Peer-reviewed Conference, Journals and Magazines
ICT and IoT	• IEEE Internet of Things Journal • Springer Advances in Intelligent Systems and Computing • Connected Smart Cities Conference 2019 • Smart IoT London 2019 • 15th Artificial Intelligence Applications and Innovations Conference (AIAI 2019)
Energy	• IEEE Energy Conversion Congress & Exposition 2019 (ECCE2019) • Annual Conference of the IEEE Industrial Electronics Society 2019 (IECON2019) • 10th International Conference on Power Electronics – ECCE Asia (ICPE 2019-ECCE Asia) • 13th IEEE PES PowerTech Conference 2019 • IEEE Transactions on Smart Grid, Power Electronics, Industrial applications • IET Generation, Transmission & Distribution • IEEE Consumer Electronics Magazine and Journal
eHealth	• International Journal of E-Health and Medical Communications • Telemedicine and e-Health Journal

Table 8. A tentative list of conferences, journals, and magazines for paper publication in 2019

4.3. Other dissemination activities

A variety of dissemination tools and channels will continuously be adopted and updated, such as project website, social media, Newsletters, factsheet, information brochures, invitation letters, videos, posters, etc. 4 new videos will be produced during 2019, one detailing the project, with 3 others describing each domain in depth.

Additionally, the VICINITY consortium will organize national talks and keynotes to attract IoT and ICT companies, solution providers within smart buildings, transport, e-health, and energy management industries. Several events will be held where open calls are promoted. Flyers, brochures, and cards alongside roll-ups and posters will be produced.

5. Conclusion

This Report on Dissemination Activities, Public Participation and Awareness summarises dissemination activities' and public participations' categories, feedbacks, details; open calls; publication numbers, contributors, types, topics; statistics analytics of various dissemination channels and tools developed or participated by VICINITY consortium, thereby analysing and evaluating the visibility, impression, accessibility of each dissemination activity.

It provides rich insights into the achievements of previous dissemination activities to help the consortium determine the effective and targeted dissemination channels, tools, and dissemination activities, and improve on the activities based on lessons learned from the last year.

A comparison between the main dissemination activity achievements of M25-M36 and dissemination plan is shown in the following table. It can be seen that most of the pre-set KPIs have been reached and even over-fulfilled in several dissemination channels.

Dissemination channels and tools	KPIs		Achievements of M25-M36	Accumulated Achievements	Updated targets
	Items (month 48)	Targets			M37-M48
Participation in external events	Contributions external events	9	30, which includes: Event: 2 Workshop: 13 Conference: 13 Press release: 2 Forum:0	65, which includes: Event: 8 Workshop: 28 Conference: 24 Press release: 3 Forum:2	9
Project events	VICINITY workshops The number of workshops: The number of participants per workshop:	3 35	11 86	17 154	3 35
Publication	Number of journal, conference publications:	6	3	15	6
Project website	The number of visitors December 2016 (Month 12): The average duration of visits:	2000 3 min	27005 2:53 min	> 31000 2:52 min	2000 3 min
Project social media	Number of Twitter followers	> 110	222	222	> 110

	Number of Tweets/retweets Size of the LinkedIn Group	> 110 > 50	55 142	55 142	> 110 > 50
Project biannual e-Newsletter	Number of e-Newsletters published Size of the dissemination list	4 > 2000	6 185	10 185	4 > 2000
Information brochures (flyer)	Number of brochures	2	1	5	2
Videos	Number of videos to be produced	1	3	7	1
Project factsheet	Number of factsheets	1	0	2	1
Invitation letters	Number of Invitation letters	2	2	6	2
Posters(Roll up)	Number of posters	>8 for M12-M48	2	8	1
Press releases	Number of press releases	4 for M12-M48	2	4	2

Table 9 Each participant need to develop their own communication matrix to help planning

However, based on the lessons VICINITY has learned after 2018 in terms of dissemination activities and materials, several targets are needed to be taken into more consideration. For example, the KPI for VICINITY exhibition stands, roll-ups, giveaways, business cards, invitation letters will be ready in next year. Some of the dissemination channels, e.g. LinkedIn will be more active next year. The Newsletter dissemination list and publications are needed to be increased in next year.

Annex 1: Newsletter

5th VICINITY Newsletter

The cover of VICINITY Newsletter #5 (December 2017 – March 2018) is shown as follows:

Newsletter

December 2017-March 2018

VICINITY 2020

"Interoperability as a Service" – Connecting IoT infrastructures and smart objects

Editorial

Prof. Dr. Christoph Grimm

Coordinator VICINITY project
Kaiserslautern
University of Technology

The reader of this latest VICINITY newsletter will notice that we have achieved a lot in the few months since our last newsletter. And the newsletter shows that there will be more ahead.

Since our EC review in Brussels where we demonstrated our first operational prototype, we have participated in a large number of events and started preparing the test and integration infrastructure. This will be perhaps our most difficult year as systems either succeed or fail at the integration stage. We also issued on March, 15th an open call that will broaden the impact of VICINITY. You will find all the details overleaf!

Figure 26 Cover of VICINITY Newsletter #5

Full VICINITY Newsletter #5 (December 2017 – March 2018) can be accessed at https://www.vicinity2020.eu/vicinity/system/files/5th_newsletter.pdf

6th VICINITY Newsletter

The cover of VICINITY Newsletter #6 (March 2018 – June 2018) is shown as follows:

Newsletter

March 2018-June 2018

"Interoperability as a Service" – Connecting IoT infrastructures and smart objects

Editorial

Prof. Dr. Christoph Grimm

Coordinator VICINITY project
Kaiserslautern
University of Technology

You now have the 6th VICINITY newsletter in your hands – or on your screen. The VICINITY cloud gateway implementation is now finished which means we have achieved a crucial milestone. The source code is published on GitHub and can be downloaded and used by a broad public. Together with our first open call, we are significantly increasing the visibility and impact of VICINITY.

This newsletter gives you the latest developments: firstly, what is our unique selling point compared with other EPI projects, both to the general public and compared with commercial competitors? Secondly, we update you on the progress of our open call, and the outcome of our EC technical review in Brussels. There is plenty of other interesting news on VICINITY as well.

Enjoy reading!

Figure 27 Cover of VICINITY Newsletter #6

Full VICINITY Newsletter #6 (March 2018 – June 2018) can be accessed at https://www.vicinity2020.eu/vicinity/system/files/6th_newsletter.pdf

VICINITY Newsletter – Special Edition (August 2018)

The cover of VICINITY Newsletter Special Edition (August 2018) is shown as follows:

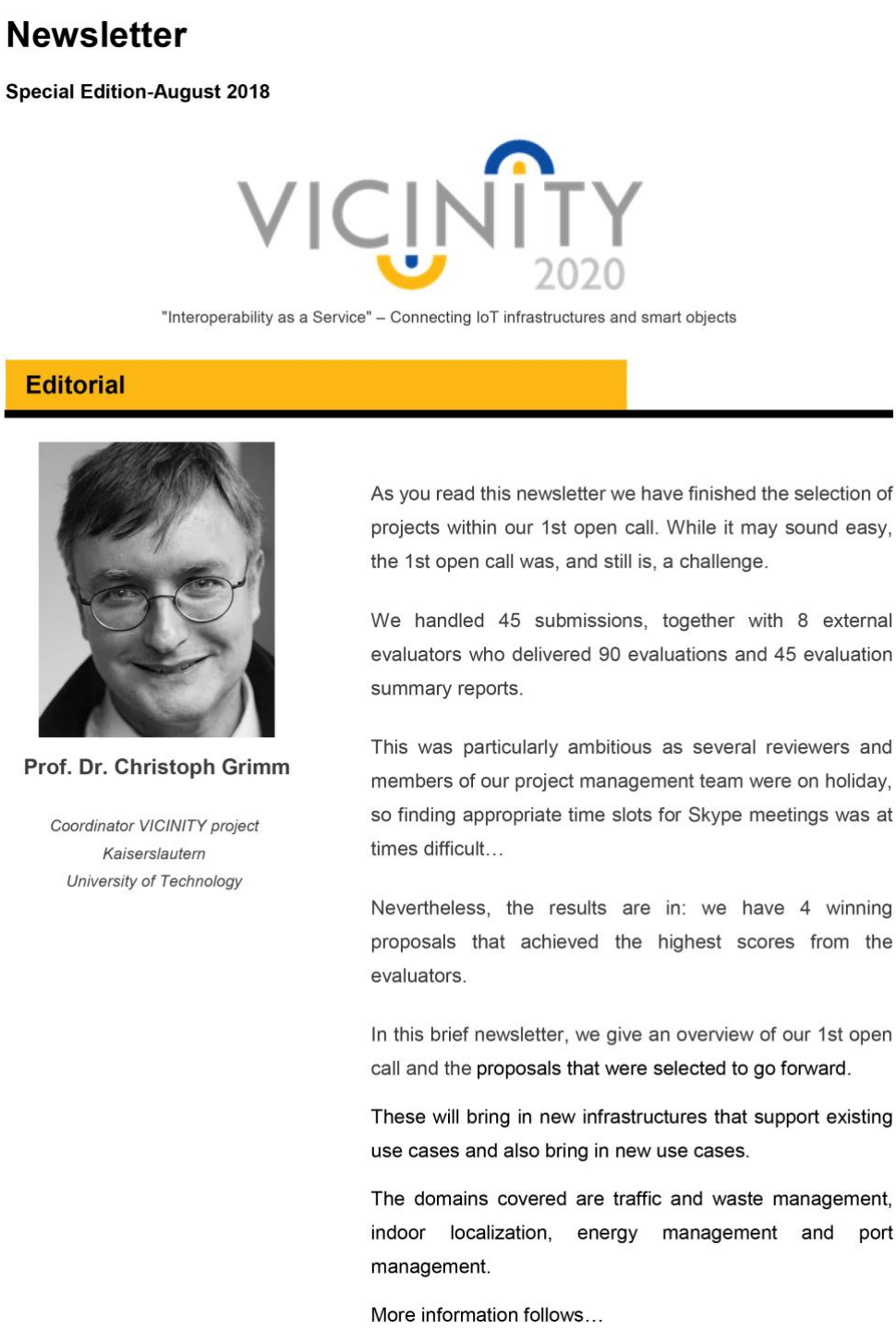

Newsletter

Special Edition-August 2018

"Interoperability as a Service" – Connecting IoT infrastructures and smart objects

Editorial

Prof. Dr. Christoph Grimm

Coordinator VICINITY project
Kaiserslautern
University of Technology

As you read this newsletter we have finished the selection of projects within our 1st open call. While it may sound easy, the 1st open call was, and still is, a challenge.

We handled 45 submissions, together with 8 external evaluators who delivered 90 evaluations and 45 evaluation summary reports.

This was particularly ambitious as several reviewers and members of our project management team were on holiday, so finding appropriate time slots for Skype meetings was at times difficult…

Nevertheless, the results are in: we have 4 winning proposals that achieved the highest scores from the evaluators.

In this brief newsletter, we give an overview of our 1st open call and the proposals that were selected to go forward.

These will bring in new infrastructures that support existing use cases and also bring in new use cases.

The domains covered are traffic and waste management, indoor localization, energy management and port management.

More information follows…

Figure 28 Cover of VICINITY Newsletter Special Edition (August 2018)

Full VICINITY Newsletter Special Edition (August 2018) can be accessed at https://www.vicinity2020.eu/vicinity/system/files/vicinity_newsletter_special_edition_final.pdf

7th VICINITY Newsletter

The cover of VICINITY Newsletter #7 (July 2018 – November 2018) is shown as follows:

Newsletter

July 2018 - November 2018

VICINITY 2020

"Interoperability as a Service" – Connecting IoT infrastructures and smart objects

Editorial

Yet another newsletter!
But we have a number of interesting events and outcomes to report:

- First of all, we had a General Assembly meeting in Tromsø incuding a co-creation workshop with stakeholders.
- Secondly, we have upcoming events including the second open call for new patners to bid to work along side the core VICINITY project.
- Thirdly, we shall report on the award of four contracts for sub-projects from the first open call.
- Fourthly, introduce several technical achievements.
- Finally, the breaking news is: We are very proud that we are approaching an agreement with Springer to publish a book on VICINITY.

Prof. Dr. Christoph Grimm

Coordinator of VICINITY project

Technische Universität Kaiserslautern

Figure 29 Cover of VICINITY Newsletter #7

Full VICINITY Newsletter #7 (July 2018 – November 2018) can be accessed at:
https://www.vicinity2020.eu/vicinity/system/files/7th_vicinity_newsletter.pdf

VICINITY Newsletter – Special Edition (December 2018)

The cover of VICINITY Newsletter Special Edition (December 2018) is shown as follows:

Newsletter
Special Edition - December 2018

"Interoperability as a Service" – Connecting IoT infrastructures and smart objects

Editorial

Dear VICINITY Community,

It is a great pleasure for me to write this year's Christmas greetings in the editorial.

I already know what Christmas will bring us.

At least, there is a fresh contract, signed by Springer's chief editor Charles Glaser.

This will bring us some work, but even more honor via a special VICINITY book.

What else will we find below the Christmas tree?

The use cases should be finished and ready for evaluation now.

Or is it possible that Knecht Ruprecht* will also bring a stick for some partners?

Let's see. He might come late this year, in March …

That reminds me: there will also be new year.

We will celebrate it lately in January … in London, 16th and 17th.

And watch out for the second Open Call.

I hope you enjoy reading all the news in the last newsletter for this year!

Merry Christmas and a happy new year!

Christoph Grimm

Figure 30 Cover of VICINITY Newsletter Special Editon (Decebmer 2018)

Full VICINITY Newsletter Special Edition (December 2018) can be accessed at https://www.vicinity2020.eu/vicinity/system/files/vicinity_newsletter_special_edition_dec_final.pdf

Annex 2: Roll up

Figure 31 Roll up for VICINITY 1st open call

Figure 32 Roll up for VICINITY 1st open call

Annex 3: Flyer

Figure 33 Flyer of VICINITY parking pilot site